

TARASAFE GEO



R10



High performance vinyl safety flooring for contract applications



Brighter, cleaner surface that adds real sparkle



Easier to install, lighter & more flexible to handle



Easier to cut-up 5 times more blade life




Matt finish for an improved design experience



High resistance to heavy traffic




100% recyclable & contains recycled materials




3775 Crystalline

LRV: 38.9
WR: 2365




3772 Cliff

LRV: 42.7
WR: 0645




3771 Rock

LRV: 31.3
WR: 2365




3405 Turquoise

LRV: 30.9
WR: 2869




3303 Desert

LRV: 44.1
WR: 2144




3409 Ocean Wave

LRV: 23.5
WR: 0691



8081 Trail

LRV: 33.0
WR: 2481



3105 Sunspot

LRV: 25.9
WR: 2913

Compact sheet without foam backing

LRV: Light Reflectance Value

WR: Welding Rod = 0585 + colour code number

Suitable for heavy traffic applications

* For more details visit the greenguide.org.uk

**IN YOUR LOCAL
DISTRIBUTOR NOW!**

Gerflor
theflooringroup

TARASAFE GEO is a slip resistant vinyl floorcovering, with a PVC wear layer and deeply **inlaid mineral crystal particles** (patent pending) and coloured chips for a decorative design. It is reinforced with a glass fibre grid in sheet form.

It is an ideal solution for **heavy traffic applications** where slip resistance, durability, hygiene and easy maintenance are required. **TARASAFE GEO** is suitable for most contract & commercial areas. It is eco-friendly, 100% recyclable, Floorscore® certified and does not contain any heavy metals or CMR 1&2, it is also 100% compliant with REACH.

The product emission rate of volatile organic compounds is < 100 µg/m³ (TVOC after 28 days – ISO 16000 -6).

The **SparClean®** surface treatment improves the product performance in terms of stain and dirt resistance and designs last longer for extended durability.

TARASAFE GEO

DESCRIPTION

Total Thickness	EN ISO 24346 (EN 428)	mm	2.00
Thickness of wearlayer	EN ISO 24340 (EN 429)	mm	1.00
Weight	EN ISO 23997 (EN 430)	g/m²	2370
Width/Length of Sheet	EN ISO 24341 (EN 426)	cm/lm	200/20

CLASSIFICATION

Norm/Product Specification	-	-	EN ISO 10582 (EN 649)
European classification	EN ISO 10874 (EN 685)	class	34-43
Fire Rating	EN 13501-1	class	Bfl-s1
Static electrical propensity	EN 1815	kV	< 2
Slip resistance: Pendulum Test (dry & wet)	BS 7976-2	PTV	> 36
Surface roughness Rz	-	µm	≥ 20
Slip resistance wet: ramp test with oil	DIN 51 130	class	R10
Slip resistance wet: ramp test with water	DIN 51 097	class	B
Slip resistance – ramp test	EN 13845 (annex C)	class	ESf-ESb

PERFORMANCE

Wear Resistance	EN 660.2	mm³	≤ 2
Wear group	(EN 649)	group	T
Type Binder content	EN ISO 10582	type	I
Dimensional stability	EN ISO 23999 (EN 434)	%	≤ 0.40
Residual indentation	EN ISO 24343-1 (EN 433)	mm	≤ 0.03
Castor chair test (type W)	ISO 4918 (EN 425)	-	OK
Thermal conductivity	EN ISO 10456 (EN 12524)	W/(m.K)	0.25
Colour fastness	EN 20 105-B02	degree	≥ 6
Surface treatment	-	-	SparClean®
Chemical products resistance	EN ISO 26987 (EN 423)	-	OK
Anti-bacterial activity (MRSA) [1]	ISO 22196	-	> 99% Inhibits growth

ENVIRONMENT / INDOOR AIR QUALITY

TVOC after 28 days	ISO 16000-6	µg/m³	< 100
Certification	-	-	Floorscore®

CE MARKING

CE	EN 14 041	-	

* For more details visit gerflor.com

(1) The implementation of an effective cleaning method is the best defence against infection.



ADHESIVES: Please refer to Gerflor Installation guidelines on gerflor.com

INSTALLATION

Laying is the responsibility of the installer. Installation should be made in accordance with installation guidelines supplied and regularly updated by Gerflor's Technical Department. Installation should be carried out in accordance with local standards. Subfloor to be smooth, hard, clean and dry prior to laying. Where applicable the subfloor must incorporate an effective Damp Proof Membrane. The material must be allowed to acclimatise 24 hours prior to installation in a room temperature of between 18-24°C. All seams must be heat welded using Gerflor matching weld rod.

MAINTENANCE

Maintenance should be carried out regularly to retain the appearance and durability of the floor. The floor covering should be maintained with regular sweeping and damp mopping using a neutral cleaner, or auto scrubber machine with an appropriate pad.

Rubber leaves indelible stains on vinyl floorings: do not use mats with rubber backing and replace tubular furniture feet with those made of PVC or polyamide. Place mats of sufficient length at entrances to reduce outside sources of dirt.

Further installation and maintenance instructions are available from Gerflor.



Committed to sustainable development